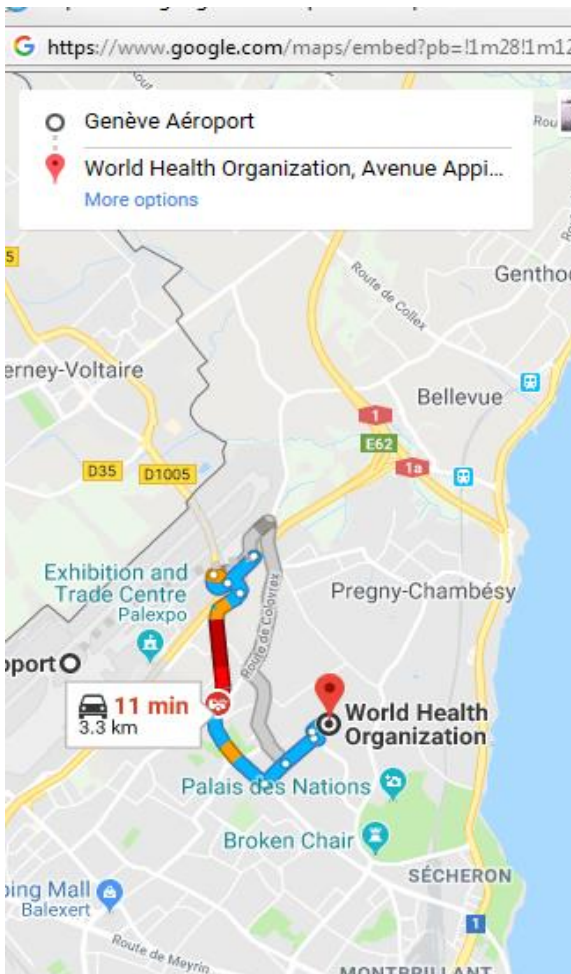


Second Interagency Consultation Meeting on Local Production

- ❖ WHO Address: Avenue Appia 20, 1202 Prégny-Chambésy
- ❖ Meeting venue: Room M605 (WHO M building)

Information for Participants

How to get to WHO from the airport?



The trip by taxi (CHF Swiss Francs) costs around CHF 30 and takes about 10 minutes, depending on the traffic.

Travelling by bus to WHO takes about 20 minutes, depending on the traffic. You will find additional information on the airport on the official website:

<https://www.gva.ch/en/desktopdefault.aspx/tabid-418/>

In the airport, you can get a free 80-min ticket for public transport to travel from the airport to your destination. While waiting for your baggage at the baggage collection area of the Arrival level, get your ticket from one of the blue/grey UniReso machines located by the exits.

Outside the airport, you can take either :

#5 (direction Thônex-Vallard) and get off at the stop called « Les Crêts Morillons » and walk about 10 minutes to WHO Main Entrance (via Route des Morillons).

#28 (direction Jardin Botanique) and get off at the stop called « OMS » (The bus stop is located on Route des Morillons) and walk about two minutes to get to WHO Main Entrance.

Information regarding bus timetables, bus maps, prices, etc. is available at the TPG website here: <http://www.tpg.ch/en/web/site-international>

How to get to WHO from the railway station (Gare Cornavin)?

The city's main train station "Gare Cornavin " is really central.

From Gare Cornavin, take the bus #8 at the bus stop « Gare Cornavin » and get off at the final stop «OMS».

The bus stop is located to the side of the main building. You have to walk up on Avenue Appia to the roundabout, turn right and follow the road to get to WHO Main Entrance.

How to get your visitor badge inside WHO?

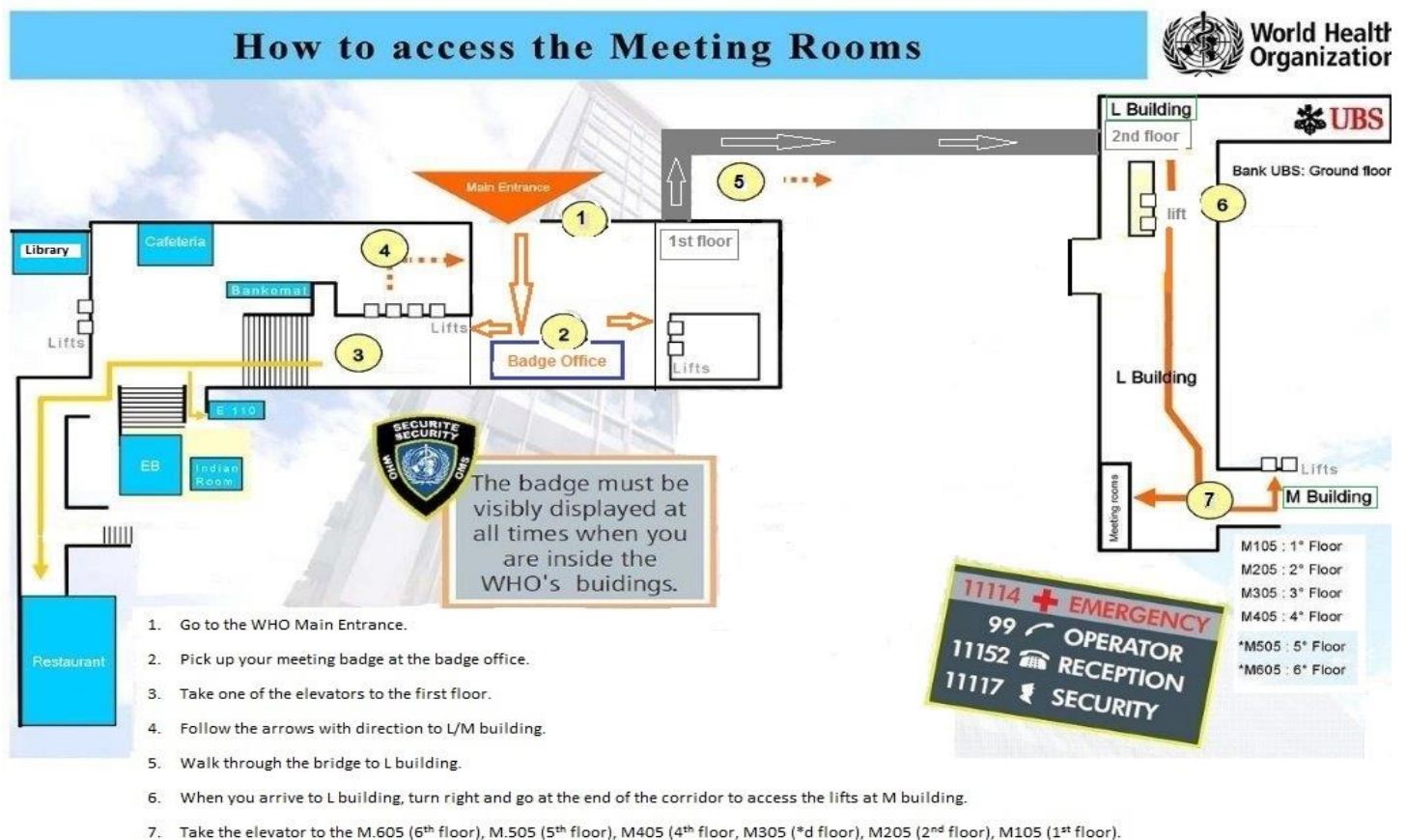
Do not forget to bring your national passport - you cannot get a WHO visitor badge without it.

Step 1: go to the WHO Main Entrance on the ground floor.

Step 2: present yourself at the reception (the list of participants will be sent to them) and provide the security guard with the name of the meeting (Interagency consultation on local production) and give them your national passport.

Step 3: upon presentation of your national passport, a visitor badge will be issued allowing access to WHO buildings. The visitor badge will enable you to pass the security gates located just before the elevators.

How to access the meeting room?



The meeting is taking place in room M605 on the 6th floor of the M Building.

Other information

NATIONAL CURRENCY AND EXCHANGE RATE:

The Swiss monetary unit is Swiss Francs usually indicated as CHF. The exchange rate available is published daily in the newspapers. To have an idea of the exchange rates you may visit, e.g., the following website: <https://www.xe.com/fr/currencyconverter>.

Cash and participants' check can be exchanged at most banks. Please note that there is a UBS bank inside WHO (see map above) where it is possible to change money.

There are UBS ATMs inside WHO (close to the cafeteria on the map) accepting the following cards:



LANGUAGE

There are 4 official languages in Switzerland but in Geneva the official language is French but English and German are also spoken.

WEATHER

By the time of the interagency meeting, temperatures are expected to be around 25°C during the day and around 19°C on the evening.

Sunny weather is expected but it is advised to check the weather report before arriving.

VOLTAGE:

The electric current in Switzerland is 220 V. The electrical plugs have 3 prongs but they can accommodate the standard European two prong.

TIME ZONE

Time Zone: Central Europe (Greenwich G.M.T. +1). Summer time + 1 hour (last weekend of March to last weekend of October).

SHOPPING HOURS

Despite its small size, Geneva rivals London and Paris as a major shopping destination in Europe

Most retail stores are open throughout the day, however many service shops close for lunch between 12:00 and 14:00 during the week. Most stores, including grocery stores, do not stay open past 19:00 on weekdays, past 18:00 on Saturdays and are closed on Sundays.

FOOD SPECIALITIES

Swiss cuisine combines influences from the German, French and North Italian cuisine. However, it varies greatly from region to region. The typical food include:


- Cheese Fondue: Melted cheese with bread cubes. The bread cubes are picked up on the fork and swivelled in the melted cheese, which is served in a traditional ceramic fondue pot called "caquelon"
- Raclette: Melted cheese served with "Gschwelli" (jacket potatoes), cocktail gherkins and onions as well as pickled fruit.
- Rösti: A flat, pan-fried hot cake made of grated, cooked jacket or raw potatoes. The dish is bound by nothing apart from the starch contained in the potatoes.
- Swiss cheese: Each region in Switzerland has its own types of cheese. Here are some famous ones: Vacherin, Emmentaler, Appenzeller, Gruyère.
- Swiss chocolate: There are specialty stores around Geneva that sell chocolate: Läderach, Martel, Teuscher, Du Rhône and others.

GENEVA IMPORTANT SIGHTS



The Jet d'Eau Fountain

This water fountain is the tallest in the world, spraying water to a height of approximately 140 metres.



The Lake

Geneva's world famous lakefront is the centerpiece of the city.



The Old Town

The Old Town is a maze of sloping cobblestone streets and alleyways filled with cafes, boutiques, etc.

For more information regarding Geneva: <http://www.geneva.info/>