

# Roles & Functions

.....

# Roles & Functions | Types of Users



KUDO accommodates several user roles in a meeting. Each role has an interface specially tailored to meet each user's needs.

## Participant/VIP/Viewer

There are different types of participants in a KUDO meeting. Each type has a slightly different interface and set of controls through which they can present, vote, view documents or ask questions. KUDO can also assign a set of operator roles to specific participants (VIP) to allow them to present and manage the meeting at the same time. In Broadcast mode, users will connect through a simple, viewer-only interface.

## Interpreter

Interpreters play a vital role in KUDO as linguistic mediators between the speakers and their audience, in multiple languages. They can work remotely from KUDO Studios, and their interface reflects what you would expect to find in the most advanced hard-wired interpreters' consoles.

## Operator

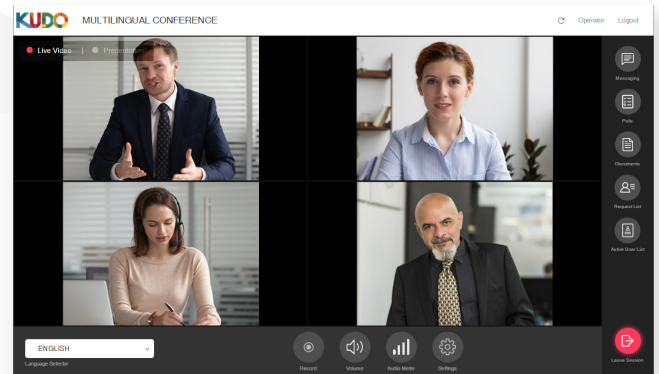
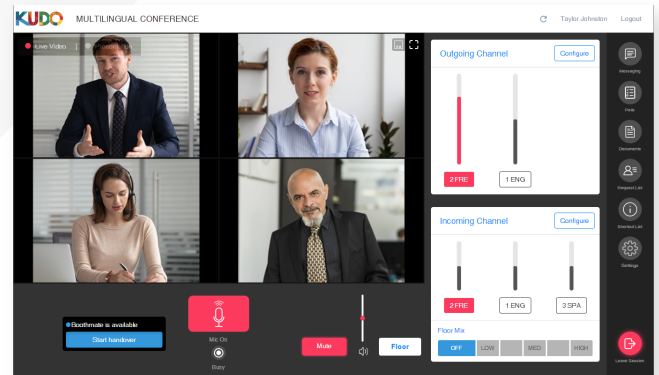
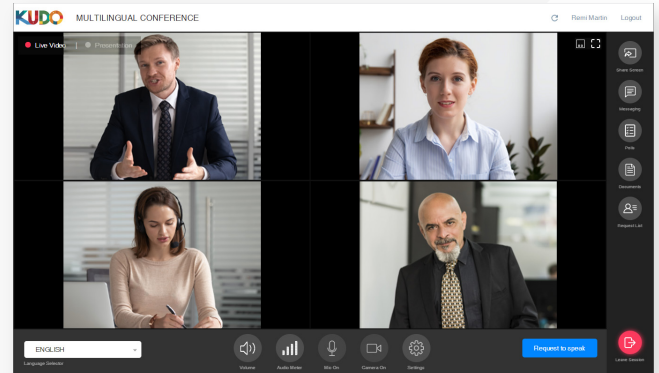
Operators help users have the best possible user experience. Their interface allows them a complete overview of the users logged into an event. Operators can clear or deny requests for the floor, upload documents, and chat with participants and interpreters for troubleshooting. They can also manage polls from their creation to the publishing of results.

## Client (Admin)

Clients use the Management Console to schedule and edit meetings, add users, create polls and upload documents for distribution.

## Audio Manager

Clients have access to a Dashboard that allows full control of their meetings. They can create and edit sessions, add users, create polls and upload documents for distribution.










Event Sessions						
Session Name	Start Date	End Date	Time Zone	Location	Status	Action
Opening Ceremony	18 May 2020 9:30 AM	18 May 2020 9:30 AM	Eastern Time (US & Canada)	Convention Center	SCHEDULED	Meeting
Main Event	20 May 2020 10:00 AM	20 May 2020 2:00 PM	Eastern Time (US & Canada)	Convention Center	SCHEDULED	Meeting
Closing Ceremony	22 May 2020 9:00 AM	22 May 2020 11:00 AM	Eastern Time (US & Canada)	Convention Center	SCHEDULED	Meeting

Venue Audio		
Audio Channel	Languages	Audio Source
CH 00	→ Floor	KUDO
CH 04 DVS Receive 7-8 (Dante Virtual Soundcard)	LIVE → SPANISH	DANTE
CH 06 DVS Receive 13-14 (Dante Virtual Soundcard)	LIVE → GREEK	DANTE
CH 07 DVS Receive 3-4 (Dante Virtual Soundcard)	LIVE → ITALIAN	KUDO
CH 08 DVS Receive 11-12 (Dante Virtual Soundcard)	LIVE → ROMANIAN	DANTE

# Roles & Functions | Functions Comparison



Prior to the meeting (KUDO dashboard)	 Client	 Operator	 Participant	 VIP	 Interpreter	 Viewer	 Audio Mgr.
Schedule meetings and edit it details	✓	—	—	—	—	—	—
Add users to a meeting	✓	✓	—	—	—	—	—
Remove users from a meeting	✓	—	—	—	—	—	—
Assign VIP privileges to a participant	✓	✓	—	—	—	—	—
Copy join links and send calendar invites	✓	✓	—	✓	—	—	—
Add and edit voting items and documents	✓	✓	—	—	—	—	—
Assign an Audio Source to a language on KUDO	—	—	—	—	—	—	✓
Assign a KUDO language to a third-party destination	—	—	—	—	—	—	✓

## During the meeting (KUDO meeting session)

Join a meeting ( <i>see and listen to other participants</i> )	—	✓	✓	✓	✓	✓	—
Record a meeting	—	✓	—	✓	—	—	—
Follow a meeting in different languages ( <i>Language Selector</i> )	—	✓	✓	✓	✓	✓	—
Change the interface language	—	✓	✓	✓	✓	✓	—
Change the media settings	—	✓	✓	✓	✓	✓	—
Share own screen/presentation <b>*Web only</b>	—	—	✓	✓	—	—	—
Request to speak	—	—	✓	✓	—	—	—
Activate own microphone	—	—	✓	✓	✓	—	—
Activate own camera	—	—	✓	✓	—	—	—
Chat with Participants ( <i>group and private messages</i> )	—	✓	✓	✓	—	—	—
Chat with Interpreters ( <i>group and private messages</i> )	—	✓	—	✓	✓	—	—
Chat with Operators ( <i>group and private messages</i> )	—	✓	✓	✓	✓	—	—
Start/end polls and publish results	✓	✓	—	✓	—	—	—
Cast a vote	—	—	✓	✓	—	—	—
See the poll results	—	✓	✓	✓	✓	—	—
Download documents	✓	✓	✓	✓	✓	—	—
Delete documents	✓	✓	—	✓	—	—	—
See list of connected users	—	✓	—	✓	—	—	—
Control other participants' cameras and microphones	—	✓	—	✓	—	—	—
Clear/deny participants' requests to speak	—	✓	—	✓	—	—	—

## After the meeting (KUDO dashboard)

Download the meeting's recordings	✓	—	—	—	—	—	—
Download the meeting's messages transcripts	✓	—	—	—	—	—	—
View and download the meeting's reports	✓	—	—	—	—	—	—
View and share polls results	✓	✓	—	—	—	—	—
Download documents	✓	✓	✓	✓	✓	—	—