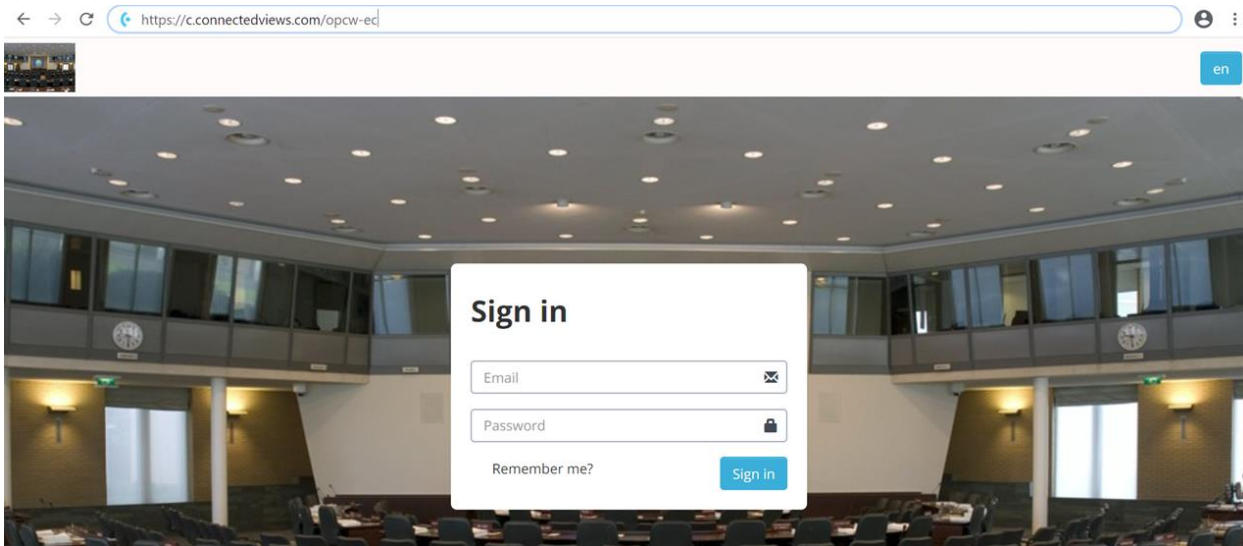


Instruction to access the live streaming of sessions and meetings of the Executive Council

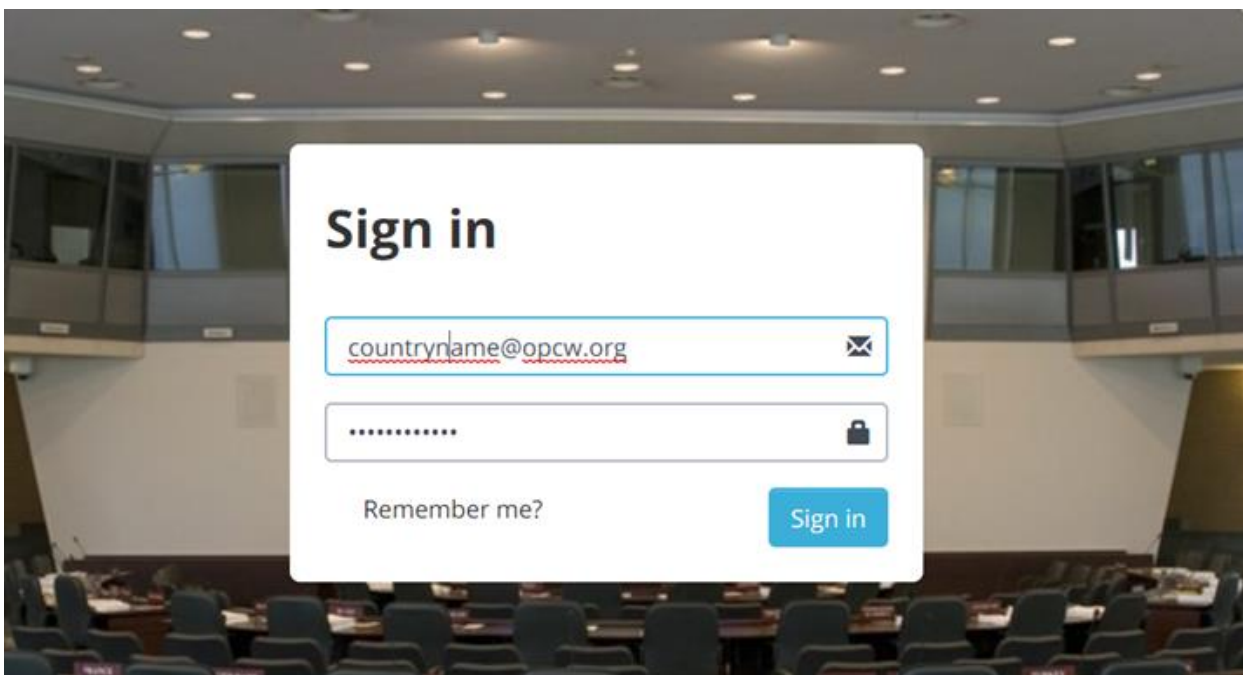
1. Please click on the link below or copy and paste it into your web-browser. Please make sure that your browser (Chrome, Internet Explorer, etc.) is up to date:

<https://c.connectedviews.com/opcw-ec>

The website looks as follows:

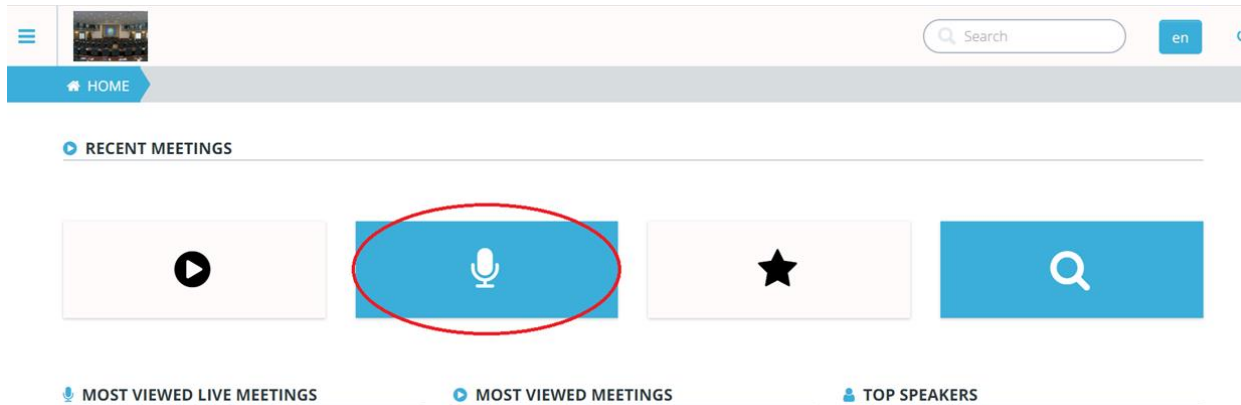


2. Please enter the credentials that you received from the PMO as shown in the screenshot below:



3. After logging in, you can access the livestream by selecting **'live sessions'** from the drop-down menu, or simply by clicking on the microphone icon (indicated by the red circle in the image below), which will take you to the screen listing live broadcasts.

NB: There will only be a feed active when there is an active session in the leper room.



4. Once the screen with live video appears, you can select your preferred language (one of the six official languages) from the drop-down selection menu, positioned in the bottom right of the live video screen.

You can also select the original language (language from the floor), which will broadcast the direct audio feed.

Please contact conference.services@opcw.org in case you have questions and/or experience any problems related to live streaming.